

SBL 45AB PERFORMANCE

- excellent energy efficiency
- uniform light distribution
- no glare - UGR < 10
- perfect beam control

DESCRIPTION : Libus® *asymmetric beam optimum performance premium* luminaire configuration meeting main lighting standards and efficacy-recyclability-lamp replacement requirements of *ecodesign*, with:

- T24 and plaster ceiling recessed - surface - rotatable rail track **mounting**
- **BL** (blank) - **CT** (clear transparent PMMA - PC) - **ML** (clear PMMA micro-line prism) **underlay**

options, characterized by *premium energy efficiency, low glare and effective beam control*.

ITEM	UNDERLAY	IP	LOR %	EFFICACY Lm/w	ST. POWER OPTIONS DIPswitch		
LPP BL	blank	20	87	141	3	11	21
LPP CT	clear PM-PC	40	86	138	8	21	30
LPP ML	clear PM micro-line	40	85	137	WATT		



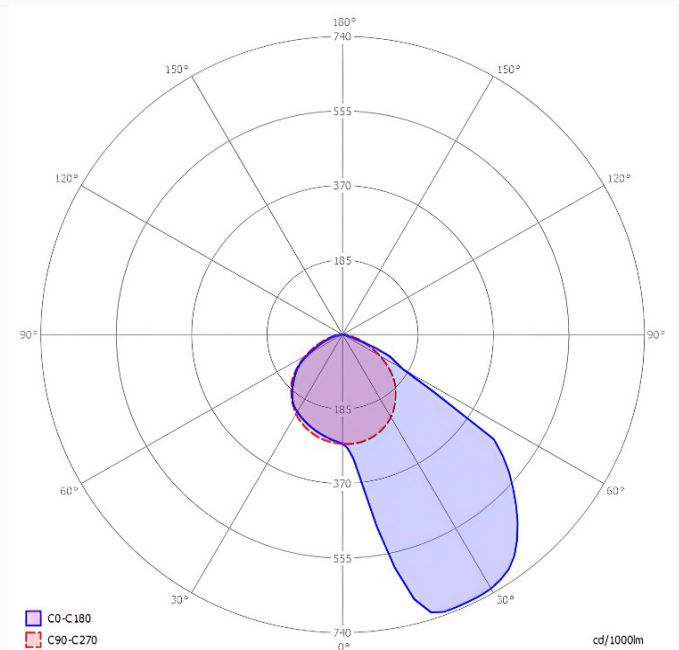
* given indicative *average* values belong to 19w versions

photometric data : PDF - IES - LDT

power control
 standard : 3 - 8 | 11 - 21 | 21 - 30 w DIPswitch
 optional : DALI - remote dimming

body/housing
 standard : aluminum 10 µm anodized satin silver
 optional : bronze - black | brushed - mirror & painted

mounting options : T24 | pendant | plaster | surface | rail track



APPLICATIONS :

- shop & retail
- education
- museum & galleries
- health care
- technical working areas
- assembly lines

SBL 45AB PERFORMANCE LUMINAIRE PROPERTIES *		LPP BL	LPP CT	LPP ML	
		given performance values are based on 19w power versions detail performance values are available at luminaire individual data sheets			
OPTICAL	luminous flux - lumens	2680	2620	2600	
	luminaire L.O.R.	87%	86%	85%	
	efficacy - lm/w	141	138	137	
	light beam spread	0 - 180 ° axis	2 x 42.4° - 84.8°	2 x 42.6° - 85.2°	2 x 32.0° - 64.0°
		90 - 270 ° axis	14° - 48°	15° - 49°	12° - 40°
	initial chromaticity	3-steps MacAdam			
	CRI - color rendering index	standard : > 80 - optional : > 90			
CCT - light color temperature	2700 - 3000 - 4000 - 5000 - 6500K				
ELECTRICAL	power control	standard : CE flickerfree PF>0,95-98 EFF.>0,86-89 MTBF:25°C > 50.000 hr. DIPswitch optional : DALI - remote dimming			
	output	ripple current _(100 Hz)	PSTLM	SVM	
		< 5 %	≤1	≤0.4	
	system power	3 standard options	3 - 8 W nominal	11 - 21W nominal	21 - 30W nominal
			90 / 120 / 150 / 180 mA	250 / 350 / 450 / 500 mA	500 / 600 / 650 / 700 mA
	input voltage	220 - 240V			
	input frequency	50 / 60 Hz			
connection	push-in connector and pull relief				
MISCELLANEOUS	ambient temperature range	-10 to +50 °C			
	housing finish & colors	standard : silver (naturel) satin anodized optional : anodized mirror - brushed - other colors painted			
	housing material	10 µm anodized aluminum			
	performance ambient temp.	25°C			
	mean rated service life L80B10 _(tq25°C)	> 50,000 hours			
	mounting options	T24 600 x 600 T24 625 x 625 surface mount pendant plaster ceiling rail track			

* : Due to material properties and processing condition tolerances, photometric data may vary in different production batches within EU directive.

TECHNICAL DATA

Rectangular or square shaped, anodized aluminum body, IP20 - IP40 LED ceiling - wall luminaire, characterized by:

1. **TR98% PVD silver** sight blocking light distribution and glare control angled cubic louver with three underlay cover option :
 - BL (blank - no underlay) • CT (clear transparent PMMA - PC) • ML (clear PMMA micro-line prism)
2. suitability for recessing in T24 600 x 600 and 625 x 625 mm grid - plaster ceilings as well as surface and rail track mounting with accessories to be ordered separately
3. providing precise light distribution **control over 32° to 43° in 0°-180° axis and 12° to 49° at one direction in 90°-270° axis**, ensures glare-free (**UGR<9**) visual comfort for all observable positions and photometric performance guaranteeing average **+97%** of generated light to be conveyed directly to target plane
4. eco-friendly construction enabling easy disassembly & re-cycling of components and easy replacement of lamp unit as required by *ecodesign*.
5. energy efficacy level ranging between **137 to 141 lm/w** combined with high UF values enabling the driving of the luminaires at low current levels which in turn provides low LED junction temperature promising long luminaire service life / **L80B10** ($t_{j,25^{\circ}\text{C}}$) **>50.000h.** and chromatic stability / color consistency over the entire luminaire life.
6. 10 μm natural anodized aluminum body. Further color anodized and RAL colors painted finishes on request
7. open-circuit proof control gear unit, protected against faulty connection, short circuit, overload and over-temperature
8. replaceable control gear and PCB lamp unit
9. control gear unit **output ripple<5% - PSTLM \leq 1 - SVM \leq 0.4** for effective control of the LED system and for flicker-free light
10. complying with fundamental requirements of applicable EU regulations and product safety legislation and bears the CE symbol. The luminaire is part of a range of recessed, surface-mounted and suspended luminaires with a harmonized appearance. Project-specific versions with varying luminaire characteristics are possible on request.

Rectangular and square anodized aluminum body IP20 - IP40 LED ceiling - wall luminaire with **TR98% PVD silver** sight blocking light distribution and glare control angled cubic louver with BL (blank – no underlay) CT (clear transparent PMMA - PC) and ML (clear PMMA micro-line prism) underlay option. Suitable for recessing in T24 600 x 600 and 625 x 625 mm grid and plaster ceilings as well as surface and rail track mounting with accessories to be ordered separately. Precise light **distribution control over 32° to 43° in 0°-180° axis and 12° to 49° at one direction in 90°-270° axis** ensures glare-free (**UGR<9**) visual comfort for all observable positions and photometric performance guaranteeing average **+97%** of generated light to be conveyed directly to target plane. Eco-friendly construction enables easy disassembly & re-cycling of components and easy replacement of lamp unit as required by *ecodesign*. Energy efficacy level ranging between **137 to 141 lm/w** coupled with high UF values enable driving luminaires at low current which in turn provides low LED junction temperature promising long luminaire service life / **L80B10** ($t_{j,25^{\circ}\text{C}}$) **>50.000h.** and chromatic stability / color consistency over the entire luminaire life. Luminaire body of 10 μm anodized aluminum. Further color anodized and RAL colors painted finishes on request. Control gear unit is open-circuit proof and protected against faulty connection, short circuit, overload and over-temperature. The control gear and PCB lamp unit are replaceable. **Output ripple of the control gear unit <5% - PSTLM \leq 1 - SVM \leq 0.4** for effective control of the LED system and for flicker-free light. The luminaire complies with fundamental requirements of applicable EU regulations and product safety legislation and bears the CE symbol. The luminaire is part of a range of recessed, surface-mounted and suspended luminaires with a harmonized appearance. Project-specific versions with varying luminaire characteristics are possible on request.